


SANTA CRUZ COUNTY BEHAVIORAL HEALTH CENTER

BEHAVIORAL HEALTH CENTER

1. **Crisis Stabilization Program** – outpatient emergency service for adults and youth experiencing a crisis related to a mental health condition. Services include assessment, urgent mental health care and referral to mental health and/or co-occurring substance abuse treatment services
2. **Psychiatric Health Facility**- serves individuals experiencing an acute emergency related to a mental health disorder where they can receive intensive mental health and psychiatric treatment services to assist in the stabilization of the episode.

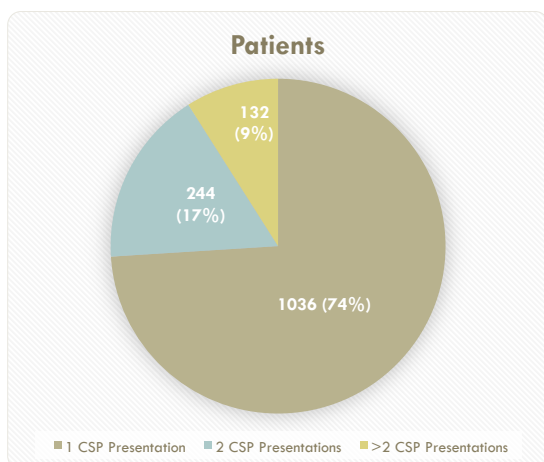
BEHAVIORAL HEALTH CENTER



CSP

- a) "23 hour" outpatient program
- b) Adults can present voluntarily or pursuant to W&I Code 5150 (i.e. involuntarily)
- c) Youth may present pursuant to W&I Code 5585 (i.e. involuntarily)
- d) CSP has conducted over 2000 assessments annually since opening in December 2013
- e) 38% of adult assessments result in hospitalization (state average is 33%) and 48% for minors
- f) Average length of stay is 12 hours
- g) Licensed mental health professionals include Registered Nurses, Psychiatric Social Workers, Licensed Vocational Nurses and Nurse Practitioners
- h) CSP functions like an emergency room
- i) Recovery culture increased patient and staff safety

FREQUENCY OF PATIENT VISITS TO CSP



CRISIS STABILIZATION PROGRAM

Licensed Mental Health Professionals:

1. Registered Nurses
2. Psychiatric Social Workers
3. Licensed Vocational Nurses
4. Nurse Practitioners

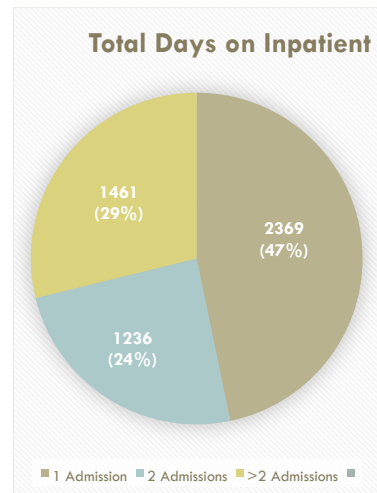
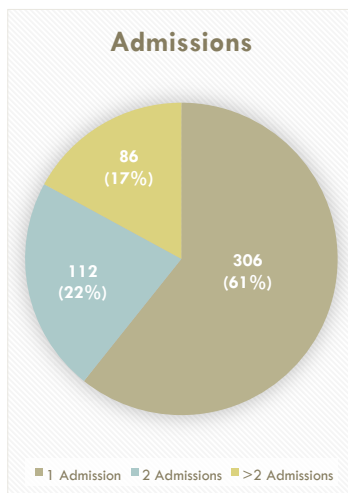
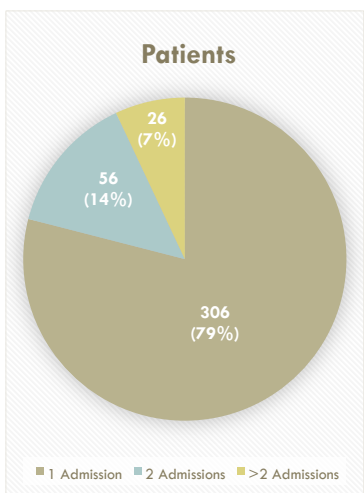
Psychiatric Evaluation includes:

1. Nursing Assessment
2. Crisis Assessment
3. Risk Assessments (SI/HI/GD)
4. Observation/ Self Report/ Collateral

PSYCHIATRIC HEALTH FACILITY

- a) Adults can present voluntarily or pursuant to W&I Code 5150 (i.e. involuntarily) or on conservatorship
- b) PHF has over 500 hospitalizations annually
- c) Average length of stay is 10 days (30% of length of stay is due to impacted locked care)
- d) Recovery culture increased patient and staff safety

PHF FREQUENCY OF HOSPITALIZATIONS



PSYCHIATRIC HEALTH FACILITY

The First 24 Hours on the PHF

1. Nursing conducts risk assessments and begins treatment planning
2. Nurse Practitioner completes history and physical
3. Psychiatrist conducts evaluation and begins treatment recommendations
4. Social Services collects collateral and engages community supports
5. Rehab Services assesses functionality and helps tailor treatment plan to patient goals and interests

PHF – LEGAL PROCEEDINGS

1. 5150
2. 5250
3. 5270
4. Conservatorship
5. Capacity (Riese) Hearing
6. WRIT of Habeus Corpus

PHF – DISCHARGE PLANNING

1. Types of Discharge

- A. Against Medical Advice (AMA)
- B. Medical Discharge
- C. Routine Discharge

2. Referrals

- A. Primary care physician
- B. Outpatient psychiatrists
- C. Substance Use Programs
- D. Crisis Residential Programs
- E. ACCESS Alerts

QUESTIONS?